

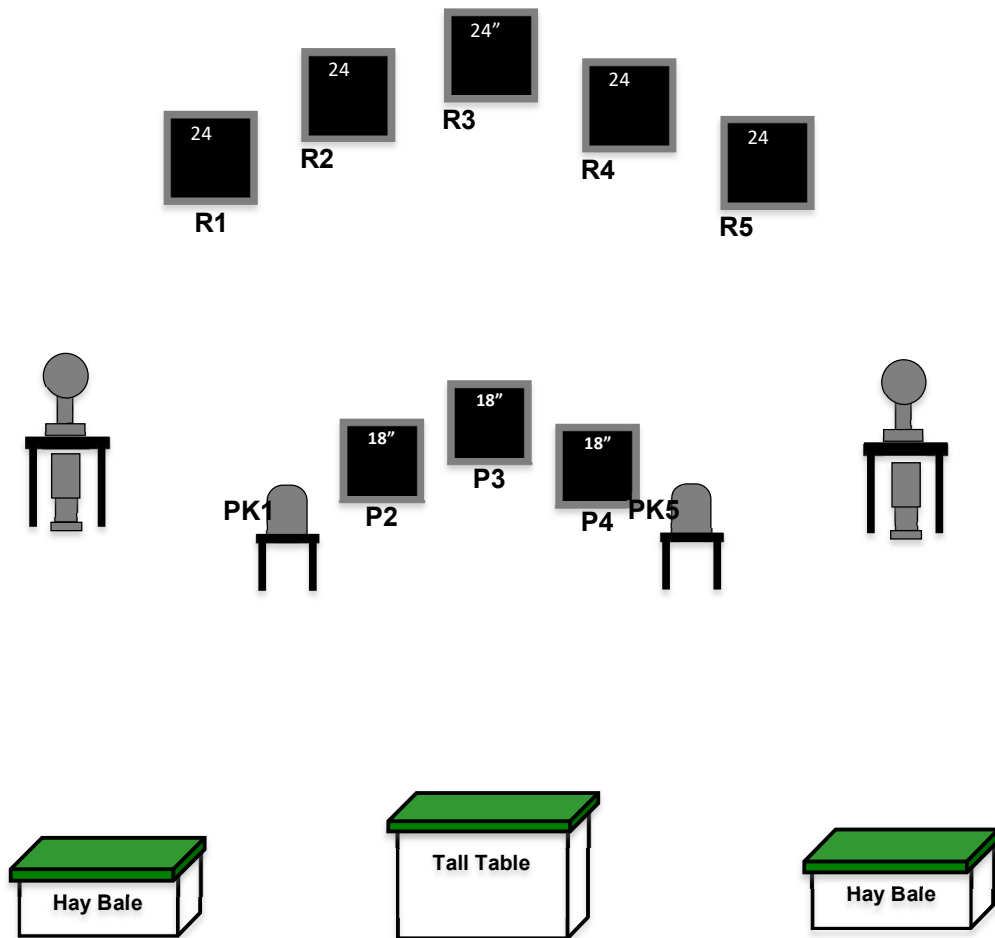
Mattaponi Sundowners Match

By: Major B.S. Walker

Preferred Gun Oil of the Old West

Whale oils were used to create high-quality lubricants that possessed special desirable properties. These lubricants were thin, non-corrosive to metals, and remained liquid even in freezing temperatures. As a result, they were ideal for use in rifles, pistols, watches, chronometers and various other military instruments and machines. Sperm whale oil, in particular, was highly valued for its lubricating properties. It was used in a wide range of mechanisms, from watches to sewing machines to locks and guns. Guns, including the iconic 1911 pistol, relied on sperm whale oil for reliability. The oil's unique characteristics made it effective even in ultra-cold weather conditions. Sperm whale oil was the most expensive.

Stages 1,2,3



Stage 1

RC / SO: Rifle-10, Pistols-10, Shotgun- 4+

Pistols holstered, Rifle & Shotgun staged on the tall table.

Start at the tall table with hands at low surrender. When ready say "Whale that's interesting". At the beep with rifle shoot the R targets- 3,2,1,2,3 - 3,4,5,4,3. Now with pistols shoot the P targets, which includes PK1 & PK5 with the same instructions as the rifle. At this time knock down any remaining plates left standing with shotgun if needed. Move to a bale with shotgun and shoot the two KD's in any order then do the same from the other bale.

Stage 2

RC / SO: Pistols-10, Rifle-10, Shotgun -2+

Pistols holstered, Rifle and Shotgun staged on the tall table.

Start at the tall table with hands on pistol/pistols. When ready say "Whale that's interesting". At the beep with pistols shoot the P targets starting from either end with a five-shot sweep, then shoot a five shot Nevada sweep on the three inside targets starting on either end inside targets (one ex. 1,2,3,4,5 - 4,3,2,3,4). At this time, you may now knock down any plates left standing with shotgun if needed. Next with rifle shoot the R targets with the same instructions as the pistols. Last move to a bale and shoot the two KD's in any order.

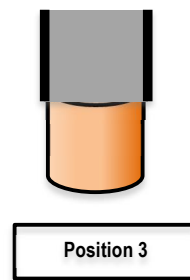
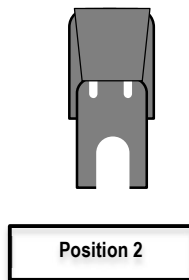
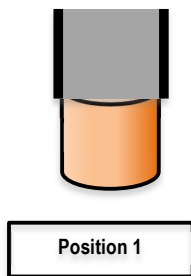
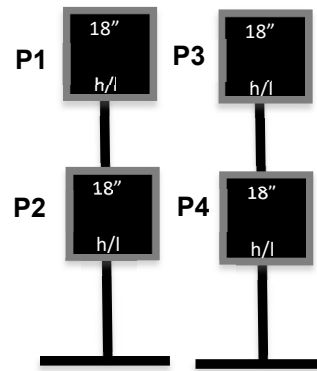
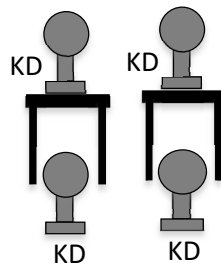

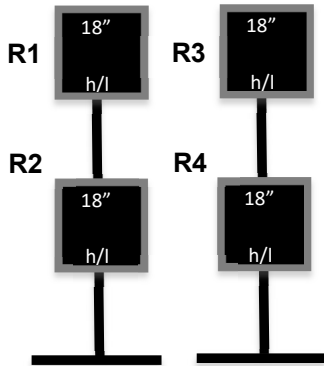
Stage 3

RC / SO: Shotgun -2+, Shotgun -2+, Pistols-10, Rifle-10, Shotgun -2+

Pistols holstered, Rifle staged on the tall table, Shotgun in hand at a bale.

Start at a bale with shotgun held at Port Arms. When ready say "Whale that's interesting". At the beep shoot the two KD's in any order. Move to tall table and shoot PKD1 & PKD5 with shotgun in any order. Next with pistols shoot the P targets in this order – 2,4 -2,3,4 and repeat. Now with rifle shoot R2, R3 and R4 with the same instructions as the pistols. Last move to other bale and shoot the two KD's in any order.

Stages 4,5,6



Stage 4

RC: Rifle-10, Pistols-10, Shotgun -4+ SO: Rifle Not Last

Pistols holstered, Rifle staged at position 1, Shotgun staged at position 2

Start at position of choice with hands on buttocks. When ready say "Whale, shoot". At the beep, rifle shot from position 1, shotgun from position 2 and pistols from position 3.

Rifle and Pistol sequence is - starting with a single tap, alternate single and double taps for ten rounds, all targets engaged.

Shotgun – shoot the four KD's in any order.

Stage 5

RC / SO: Rifle-10, Shotgun -4+, Pistols-10

Pistols holstered, Rifle & Shotgun staged at position 2

Start at position 2 with hands on hat or head. When ready say "Whale shoot". At the beep with rifle shoot the plate rack – 1, 6, 2, 5, 3, 4. Make up after order. Place remaining rounds on any R target. If any plates remain standing, you may now take them down with the shotgun. Next with shotgun shoot the four KD's in any order. Last move to position 3 and with pistols shoot the P targets with double taps for ten rounds, all targets engaged.

Stage 6

RC / SO: Rifle-10, Pistols-10, Shotgun -4+

Pistols holstered, Rifle held at position 1, Shotgun staged at position 2

Start at position 1 with rifle at Port Arms. When ready say "Whale shoot"? At the beep with rifle shoot the four R targets – 3, 2, 2, 3 any way you want. Move to position 3 and with pistols shoot the four P targets with the same instructions as the rifle. Last move to position 2 and with shotgun shoot the four KD's in any order.