

# Mattaponi Sundowners Match

Sept. 23, 2023

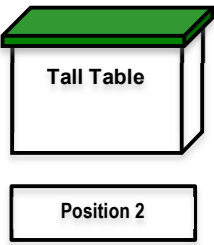
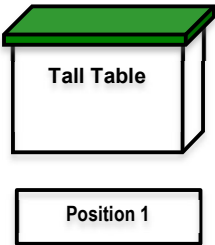
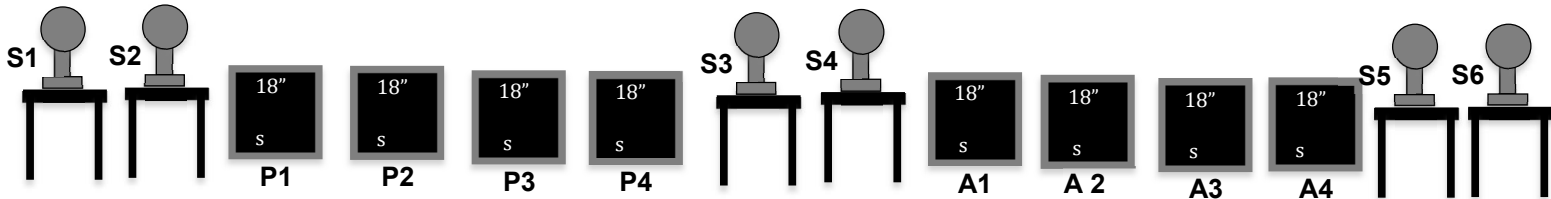
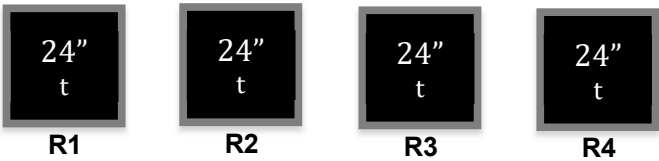
By: Major BS Walker

## Boone Helm

Boone Helm was born in Kentucky on Jan. 28, 1828. When he was still young, his family moved to Missouri. Helm distinguished himself by his complete lack of respect for the law or any other kind of authority. Everywhere Boone went his entire life people died. It is not known how many people he actually killed but he is considered to be one of the West's first insane serial killers. Boone later acquired the nickname "Kentucky Cannibal" which he wore with pride. Later he boasted. "Many the poor devil I've killed at one time or another and the time has been that I've been obligated to feed on some of them". By 1864 Boone and several companions made it to Montana. After many robberies and killings once there he and Burton, one of his gang members set out for a long journey to elude their arrests. Authorities later found Burtons body had been butchered and devoured except for a leg, which Boone carried with him so he would have something to eat while he was wondering around. That literally was his last leg for the people of Virginia City have had enough of the Kentucky Cannibal. On Jan. 14, 1864 Boone Helms was placed on a makeshift gallows where he stood on top of a tall stool. He died without remorse or fear. With a rope around his neck, standing before a huge crowd, his last words were "Every man for his principles! Hurrah for Jeff Davis! Let her rip!", then Boone Helm himself knocked over his own stool thus ending his own life.

# Mattaponi Sundowners Match

Sept. 23, 2023



# Mattaponi Sundowners Match

Sept. 23, 2023

## Stage 1

RC/SO: Rifle -10, Pistols -10, Shotgun - 4+

Pistols holstered; Rifle & Shotgun staged at position of choice.

Start standing and stay at position of choice with hands at low surrender. When shooters ready say "What's Barbequing"? At the beep with rifle shoot the R targets starting from either end with a 2 - 3 -3 -2 sweep. Next with pistols shoot the A or P targets with the same instructions as the rifle. Last with shotgun shoot the four closest KD's in any order.

## Stage 2\*

RC/SO: Rifle -10, Shotgun - 6+, Pistols -10

Pistols holstered; Rifle & Shotgun staged at position of choice

Start standing behind position of choice with hands at low surrender. When shooters ready say "What's Barbequing"? At the beep with rifle shoot the four R targets 1, 2, 2, 2, 3 - 4, 3, 3, 3, 2. Can start on either end. Next with shotgun shoot two or four KD's in any order. Move to other position and shoot two or four KD's in any order to equal a total of six KD's. From that position with pistols shoot the A or P targets with the same instructions as the rifle.

## Stage 3

RC/SO: Pistols -10, Rifle -10, Shotgun - 2+

Pistols holstered; Rifle & Shotgun staged at other position from start.

Start standing at position of choice with both hands at low surrender. When the shooters ready say "What's Barbequing"? At the beep with pistols shoot the A or P targets 1, 2, 3, 4 - 3, 3, 3, 2, 2, 1. Next move to the other position and with rifle shoot the R targets with the same instructions as the pistols. Last with shotgun shoot any two KD's in any order.

# Mattaponi Sundowners Match

Sept. 23, 2023

## Stage 4\*

RC: Pistols -10, Rifle -10, Shotgun - 4+      SO: Rifle **not** Last

Pistols holstered, Rifle & Shotgun staged at position of choice.

Start and stay at position of choice with both hands at low surrender. When ready say "What's Barbequing"? At the beep with firearm of choice rifle on R targets, pistols on A or P targets

Rifle & Pistol sequence - shoot the four targets by placing one round on target 1, two rounds on 2, three rounds on 3, four rounds on 4 starting on any target. You can only engage targets with single or double taps.

Shotgun - shoot the four KD's in front of you in any order.

## Stage 5\*

RC/SO: Pistols -10, Rifle -10, Shotgun - 4+

Pistols holstered, Rifle & Shotgun staged at position of choice

Start standing at position of choice with both hands at low surrender. When ready say "What's Barbequing"? At the beep with pistols shoot the A or P targets starting on either target by first single tapping the two outside targets then alternate three single taps on the two inside targets. Repeat instructions, one ex 1, 4, 2, 3, 2 – 1, 4, 2, 3, 2, you can take short cut. Next with rifle shoot the R targets with the same instructions as the pistols, Last with shotgun shoot the two outside KD's in any order then move to other position and shoot the other outside KD's in any order. KD's S3 & S4 are not in play.

## Stage 6

RC; Pistols -10, Rifle -10, Shotgun - 2+      SO: Rifle **not** Last

All firearms are staged at position of choice.

Start & stay standing at position of choice with both hands at low surrender. When ready say "What's Barbequing"? At the beep rifle on R targets, pistols on A or P targets

Rifle & Pistol sequence – sweep the four targets twice from either end at any time then place the last two rounds on the two inside targets.

Shotgun - shoot the two inside KD'S, S3 & S4 in any order.