

Mattaponi Sundowners Match

April 16. 2023

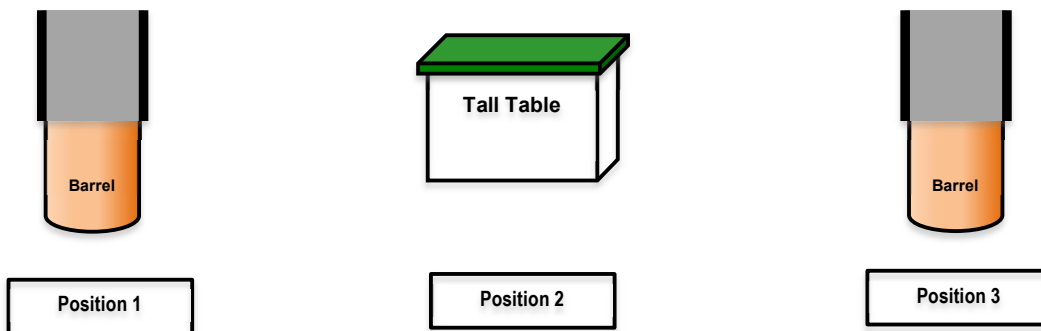
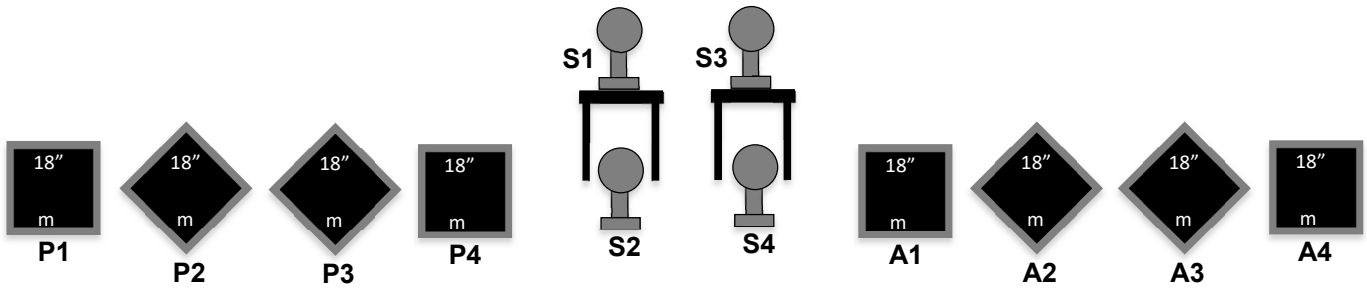
By: Major B.S. Walker

John Barclay Armstrong

John Barclay Armstrong was born in Tennessee in 1850 and headed for Texas in 1871. In 1875 he joined the company of Texas Rangers under Captain Leander McNelly and soon earned the nick-name, McNelly's Bulldog. When McNelly retired in 1876, Armstrong was promoted to Lieutenant and assigned to head up the Texas Rangers Frontier Battalion. He was directly involved with tracking down and also killing some of the most dangerous outlaws of the west including Sam Bass, John Mayfield, and John Wesley Hardin. He resigned as a Texas Ranger in 1881 and was then appointed a U.S. Deputy Marshall. The Old Ranger died in 1913.

Center Bay

Stages 1, 2, 3



Stage: 1

RC / SO: Pistols - 5 each, Rifle - 10, Shotgun - 4+

Staging: Pistols holstered, Rifle & Shotgun staged at position 2

Start standing at position 1 or 3 with hands on pistol /pistols and when ready says, TAKE THIS. At the beep with pistols shoot the P or A targets starting from either end with a 3, 2, 2, 3 sweep ex. 1, 1, 1, 2, 2, 3, 3, 4, 4, 4. Move to position 2 and with rifle shoot the R targets with the same instructions as the pistols. Last shoot the 4 KD's in any order.

Stage: 2

RC / SO: Rifle - 10, Pistols - 5 each, Shotgun - 4+

Staging: Pistols holstered, Rifle & Shotgun staged at position 2

Start standing at position 2 any way you want not touching firearms or ammo and when ready say, TAKE THIS. At the beep with rifle shoot the R targets in this order, 1, 2, 3, 4- 1, 2, 3- 1, 2- 1. Move to position 1 or 3 and with pistols shoot the P or A target with the same instructions as the rifle. Last move back to position 2 and with shotgun shoot the 4 KD's in any order.

Stage: 3

RC : Pistols - 5 each, Rifle - 10, Shotgun - 4+

SO : **Rifle not last**

Staging: Pistols holstered, Rifle & Shotgun staged safely

Start standing at Position 1,2 or 3 with hands on buttocks and when ready say TAKE THIS.

At the beep

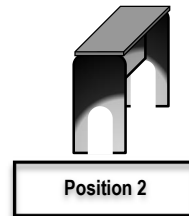
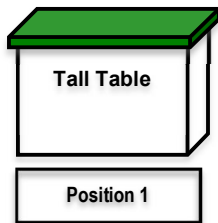
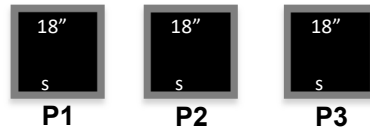
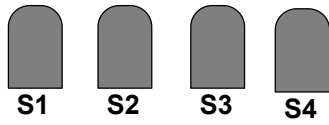
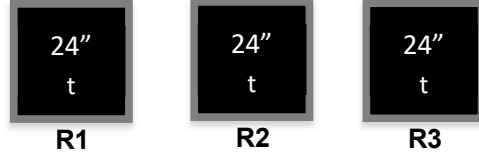
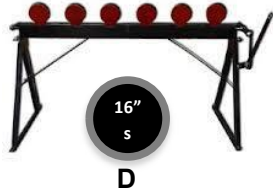
Shotgun - from position 2 shoot the 4 KD's in any order

Pistols - from position 1 or 3 on P or A targets shot this order 1, 1, 2, 3, 4, 4, 3, 2, 1, 1.

Rifle – from positions 1 or 3 only, shoot the R targets with the same instructions as the pistols.

Right Bay

Stages 4, 5, 6



Stage: 4

RC / SO: Rifle - 10, Shotgun - 4+, Pistols - 5 each

Staging: Pistols holstered, Rifle & Shotgun staged at position 1

Start standing at position 1 with rifle at Cowboy Port Arms and when ready say TAKE THIS. At the beep with rifle knock down plates on rack then place remaining rounds on dump target D. With shotgun make up plates remaining if dump target has not been hit. Next with shotgun shoot the 4 KD's in any order. Last move to position 2 and with pistols shoot the P targets with a 3 - 4 - 3 sweep starting on either end, ex. 1, 1, 1, 2, 2, 2, 2, 3, 3, 3.

Stage: 5

RC : Rifle - 10, Pistols - 5 each, Shotgun - 4+

SO : **Rifle not last**

Staging: Pistols holstered, Rifle staged at position 2, Shotgun staged safely

Start standing at position 1 or 2 any way you want with hands not touching guns or ammo and when ready say, TAKE THIS.

At the beep

Shotgun – from position 1 shoot the 4 KD's in any order.

Pistols – shoot the P targets in this order 1, 2, 2, 3, 2, 2, 1, 2, 2, 3.

Rifle – shoot the R targets with the same instructions as the pistols.

Stage: 6

RC / SO: Pistols - 5 each, Rifle - 10, Shotgun - 4+

Staging: Pistols holstered, Rifle & Shotgun staged at position 1

Start standing at position 2 with hands at low surrender and when ready say, TAKE THIS. At the beep with pistols shoot the P targets in this order, 1, 2, 3 - 1, 2, 3 - 1, 2, 3 - 2. Move to position 1 and with rifle knock down plates on the plate rack then place remaining rounds on the dump target D. With shotgun make up plates remaining if dump target has not been hit. Last with shotgun shoot the 4 KD's in any order.