

Mattaponi Sundowners

November 12, 2022

Stages by Ripsaw


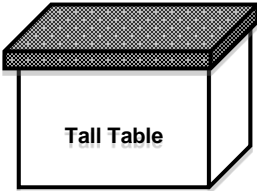

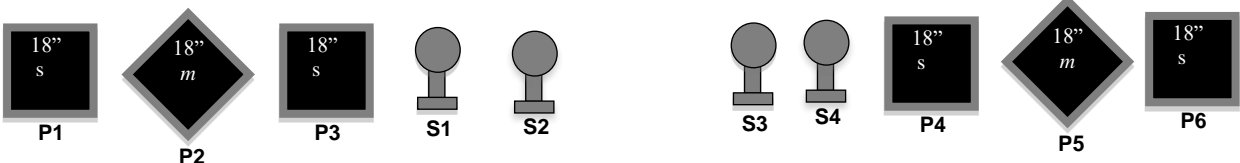
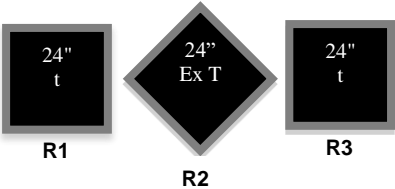
Rio Bravo, the Movie

Sheriff John T. Chance (John Wayne) has his hands full after arresting Joe Burdette (Claude Akins) for murder. He knows that Burdette's brother Nathan (John Russel) a powerful rancher, will go to any lengths to get him out of jail. Chance's good friend Pat Wheeler (Ward Bond) offers to help but within 20 minutes of making the offer is gunned down in the street, shot in the back.

That leaves his elderly deputy Stumpy (Walter Brennan), the town drunk Dude (Dean Martin) - once a deputy and a pretty good shot when he was sober - and a young hand, Colorado (Ricky Nelson), who used to work for Wheeler.

Nathan Burdette meanwhile has a couple of dozen men at his disposal. Chance does his best to prepare for a gunbattle, all the while romancing a pretty gambler who goes by the name of Feathers (Angie Dickenson).

Stages 1-3 Diagram



STAGE: 1

Round Count/Shooting Order: Rifle-10, Pistols-5 each, Shotgun 2+

Pistols holstered, Rifle held at cowboy port arms, Shotgun staged safely

Shooter starts standing at the tall table with the rifle at cowboy port arms and when ready, says “There’ll be no jail breaks while I’m sheriff.” At the beep, shoot the three rifle targets, R1-R3 in a 3-4-3 sweep from either end. For example, R1, R1, R1, R2, R2, R2, R2, R3, R3, R3. Next, move either right or left to a Barrel, and with pistols, shoot the three pistol targets P1-P3 or P4-P6 with the same instructions as the rifle. Last, with shotgun, shoot the two knockdowns, either S1 and S2 or S3 and S4 in any order.

STAGE: 2

RC: Pistols-10, Rifle-10, Shotgun- 4+

SO: Rifle not last

Pistols holstered, Rifle staged on tall table, shotgun staged safely

Shooter starts standing at default and when ready, says “There’ll be no jail breaks while I’m sheriff.” At the beep, shoot:

-From either barrel, the two pistol targets, P1 and P3 or P4 and P6 (only) by alternating double taps for 10 rounds. For example, P1, P1, P3, P3, P1, P1, P3, P3, P1, P1.

-From the table, with rifle, shoot the two rifle targets, R1 and R3 with the same instructions as the pistols.

-From two different barrels, with shotgun, shoot the four knockdown targets S1-S4 in any order.

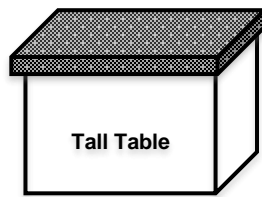
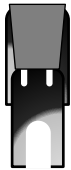
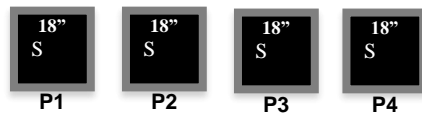
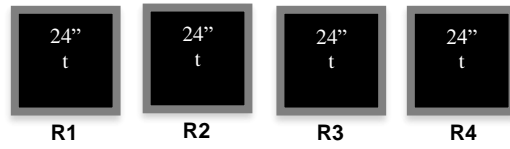
STAGE: 3

RC/SO: Rifle-10, Shotgun-4+, Pistols-5 each

Pistols holstered, Rifle & Shotgun staged on the tall table

Shooter starts standing at the tall table at default position and when ready, says “There’ll be no jail breaks while I’m sheriff.” At the beep, with rifle, shoot the three rifle targets R1-R3 with a double tap Nevada Sweep from either direction. For example, R1, R1, R2, R2, R3, R3, R2, R2, R1, R1. Then, with shotgun, shoot the four knockdowns, S1-S4 in any order. Finally, move right or left and with pistols, shoot either the right or the left three pistol targets P1-P3 or P4-P6, with the same instructions as the rifle.

Stages 4-6 Diagram



STAGE: 4

RC: Rifle-10, Shotgun- 4+, Pistols-5 each

SO: Rifle not last

Pistols holstered, Rifle and Shotgun staged safely

Shooter starts standing with hands at default and when ready, says “There’ll be no jail breaks while I’m sheriff.” At the beep:

-With rifle from any position, shoot the four rifle targets R1- R4 as follows: R1, R2, R2, R3, R3, R4, R3, R3, R2, R2

-With shotgun, from each horse, shoot the two knockdowns, in any order.

-With pistols, from the table, shoot the four pistol targets P1-P4 with the same instructions as the rifle.

STAGE: 5

RC: Pistols-10, Rifle-10, Shotgun 2+

SO: Rifle not last

Pistols holstered, Rifle and shotgun staged safely

Shooter starts standing with hands on hat or head. When ready, say, “There’ll be no jail breaks while I’m sheriff.” At the beep:

-With rifle from any position, shoot R1-R4 with a 2-3-3-2 sweep from either direction.

-With shotgun, from either horse, shoot the two knockdowns, S1-S2 or S3-S4.

-With pistols, from the table, shoot P1-P4 with same instructions as rifle.

STAGE: 6

RC: Shotgun- 2+, Rifle-10, Pistols-5 each

SO: Rifle not last

Pistols holstered, Rifle and Shotgun staged safely

Shooter starts standing with your choice of firearm pointed safely downrange. When ready, say “There’ll be no jail breaks while I’m sheriff.” At beep:

-With rifle, from any position, sweep R1-R4, starting from either the right or left, with one round each, then reverse direction and double tap sweep each of the first three targets. For example, R1, R2, R3, R4, R3, R3, R2, R2, R1, R1. Or R4, R3, R2, R1, R2, R2, R3, R3, R4, R4.

-With pistols, from the table, shoot P1-P4 with the same instructions as the rifle.

-From either horse, shoot the two knockdowns at that position, S1-S2 or S3-S4.