


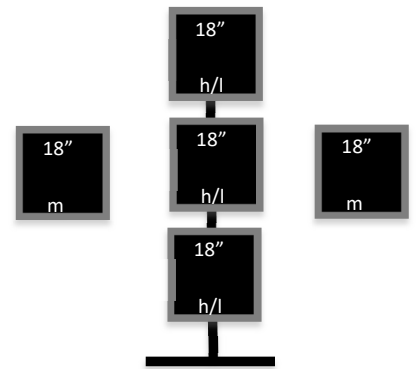
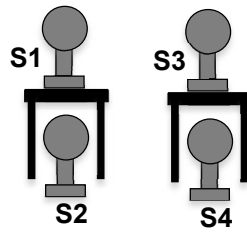
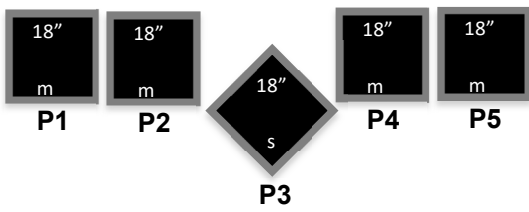
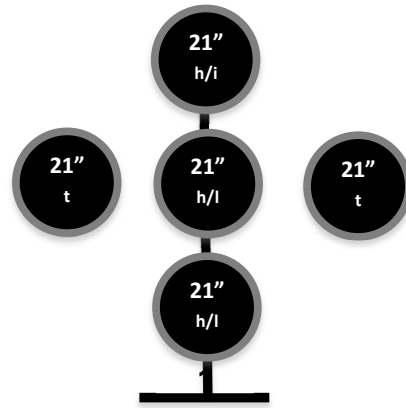
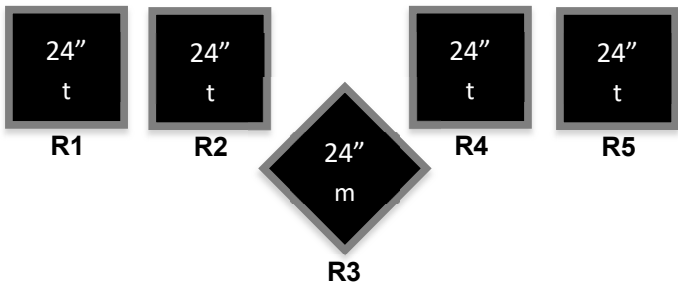
Mattaponi Sundowners Match

Aug. 15, 2021

By: Major BS Walker

Swifty McDraw


Everyone has heard of the Virginian but did you know there was another famous Virginian way back when. This other one was an outlaw. Born Thaddeus Gerkan McDraw in the foothills of Virginia, he was nicknamed Swifty some said because of how fast he could get into trouble. His family would say that he was good at showing up at the wright time with the wrong people. In reality the only thing Swifty was good at was reading, writing and wrongdoing. He has been credited with either helping or on his own, robbing six banks, eight trains and eleven stagecoaches. One time after robbing a bank he wasn't satisfied with the amount of loot he just acquired so he stopped as he left town and robbed an eight-year-old girl of her lemonade stand money. This proved to be his undoing. Fifteen years later he was living south of the border as the owner of a high-class Cantina. He had just hired a new girl and at closing after most everyone had left, she approached him. Smiling and running her finger across his vest she said she had something really special just for him. She then sat a small glass filled with something on the bar next to him, then rested her body against his, calmly lifted up her skirt, reached down and from her garter pulled out a Derringer and shot him dead. Yes, it was the same little girl he had robbed fifteen years earlier all grown up and had finally got her revenge. Swifty McDraw is buried in Mexico next to a lemon tree.



Position 1



Position 2



Position 3

Stage: 1

RC/SO: Pistols- 5 each, Rifle- 10, Shotgun- 4+

Pistols holstered, Rifle staged at position 1, Shotgun staged safely

Shooter starts standing behind position 1 with hands at low surrender and when ready says 'This Ain't Lemonade'. At the beep with pistols shoot P1 – P5 by first double tapping two upper targets then single tap the lower target. Repeat instructions with all targets engaged. Next with rifle shoot R1 – R5 with the same instructions as the pistols. Last move to position 2 and with shotgun shoot the four S targets in any order until down.

Stage: 2

RC/SO: Rifle- 10, Shotgun- 4+, Pistols- 5 each

Pistols holstered, Rifle & Shotgun staged at position 2

(John Wayne position) rifle held with one hand in lever with stock resting on hip

Shooter starts standing behind position 2 holding rifle in the John Wayne position and when ready says 'This Ain't Lemonade'. At the beep with rifle shoot R1 – R5 with a VA. sweep, that's a Nevada sweep with one double tap on R3. Next with shotgun shoot the four S targets in any order until down. Last move to position 1 and with pistols shoot P1 – P5 with the same instructions as the rifle.

Stage: 3

RC/SO: Rifle- 10, Pistols- 5 each, Shotgun- 4+

Pistols holstered, Rifle and Shotgun staged at position 1

Shooter starts and remains standing behind position 1 with both hands at low surrender and when ready says 'This Ain't Lemonade'. At the beep with rifle shoot the R1 – R5 targets in this manner, 1, 3, 3, 2, 3, 3, 4, 3, 3, 5. Can start from either end. Next with pistols shoot the P1 – P5 targets with the same instructions as the rifle. Last with shotgun shoot the four S targets in any order until down.

Stage: 4

RC/SO: Pistols- 5 each, Rifle- 10, Shotgun- 4+

Pistols holstered, Rifle and Shotgun staged at position 2

Shooter starts standing behind position 3 with hands at low surrender and when ready says 'This Ain't Lemonade'. At the beep with pistols shoot the five P targets with single taps- twice. Next move to position 2 and with rifle shoot the five R targets with the same instructions as the pistols. Last with shotgun shoot the four S targets in any order until down.

Stage: 5

RC/SO: Shotgun- 4+, Rifle- 10, Pistols- 5 each

Pistols holstered, Rifle and Shotgun staged at position 2

Shooter starts standing behind position 2 with shotgun pointed safely down range and when ready says 'This Ain't Lemonade'. At the beep with shotgun shoot the four S targets in any order until down. Next with rifle shoot the five R targets starting on any target and going in any direction first with a horizontal and a vertical Nevada sweep. Last move to position 3 and with pistols shoot the five P targets with the same instructions as the rifle.

Stage: 6

RC/SO: Rifle- 10, Pistols- 5 each, Shotgun- 4+

Pistols holstered, Rifle and Shotgun staged at position 3

Shooter starts and remains standing behind position 3 with hands at low surrender and when ready says 'This Ain't Lemonade'. At the beep with rifle shoot the five R targets by first single tapping the four outside targets then single tap the center, then single tap the center followed by single taps on the four outside targets. Next with pistols shoot the five P targets with the same instructions as the rifle. Last with shotgun shoot the four S targets in any order until down.