

Mattaponi Sundowners

August 18, 2019

Stages by Ripsaw

The Story of Black Bart

In the late 1800s, a schoolteacher and part time gentleman robber captured the attention of the entire nation in newspaper articles highlighting his exploits. Charles Earl Bowles committed twenty-eight Wells Fargo stagecoach robberies between 1875 and 1883 without a single person being injured. His success lead Wells Fargo to offer a reward, and, when that failed, to hire a private detective, Harry Morse, “the bloodhound of the West” to track him down.

At several of the robberies, Bowles left a note with a poem in the empty cash box.

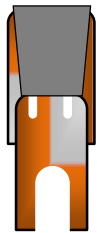
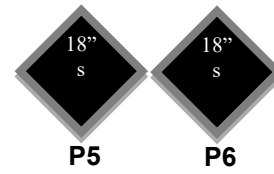
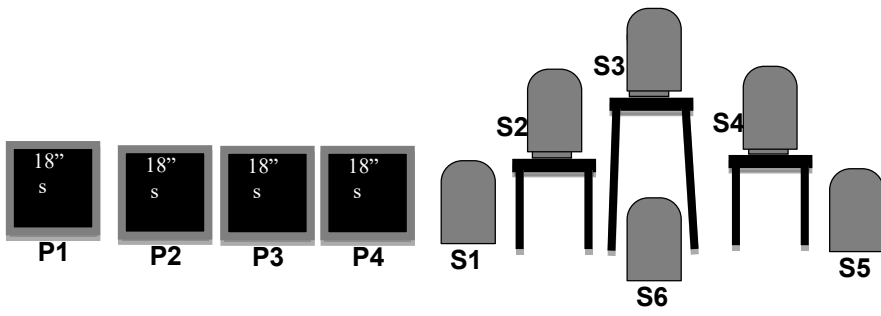
*I've labored long and hard for bread,
For honor and for riches
But on my corns too long you've tread
You fine-haired sons-of bitches.
(Signed) Black Bart the P o 8*

He never hurt anybody, using his gun only to intimidate, and he never robbed or threatened any of the stagecoach passengers. His poetry and gentlemanly behavior gained him a cult following in the newspapers.

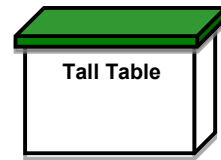
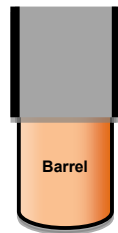
*I rob the rich to feed the poor
Which hardly is a sin.
A widow ne'er knocked at my door
But what I let her in,
So blame me not for what I've done
I don't deserve your curses
And if for any cause I'm hanged
Let it be for my verses.
Black Bart the P o 8*

He was eventually captured, and served 4 ½ years in San Quentin. Upon his release, he disappeared and several more robberies were blamed on him, but he never was captured. Nobody ever determined why he left the poems or what P o 8 meant, though some believe it is a reference to the famous Pirate, Black Bart and the term, “Pieces of Eight.”

Stages 1-3 Diagram



horse



STAGE: 1

RC/SO: Rifle-10, , Shotgun 6+, Pistols-5 each

Pistols holstered, Rifle held at cowboy port arms, Shotgun staged on the Barrel

Shooter starts standing at the barrel with rifle held at cowboy port arms. When ready, say, “Hand over the cash box. Please?” At the beep, shoot the four rifle targets R1-R4 with a Nevada sweep starting at either end. For example, R1, R2, R3, R4, R3, R2, R1, R2, R3, R4. Next, with shotgun, shoot the six knockdowns, S1-S6 clockwise, starting at any target. Then move to the horse, and with pistols, shoot the four pistol targets, P1-P4 with the same instructions as the rifle.

STAGE: 2

RC/SO: Pistols-5 each, Shotgun- 2+, Rifle-10, Shotgun 4+

Pistols holstered, Rifle staged on the barrel, Shotgun staged on the horse.

Shooter starts standing at the horse with hands at low surrender. When ready, say, “Hand over the cash box. Please?” At the beep, with pistols, shoot the 4 pistol targets P1-P4 in a 3-2-2-3 sweep from either direction. Next, with shotgun, shoot any two of the knockdowns, S1-S6. Move with safe shotgun to the barrel. With Rifle, shoot the four rifle targets, R1-R4 with the same instructions as the pistols. Last, with shotgun, shoot the remaining four knockdowns in any order.

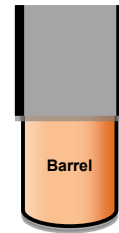
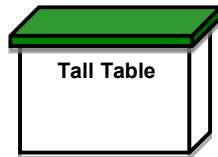
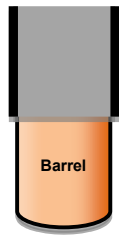
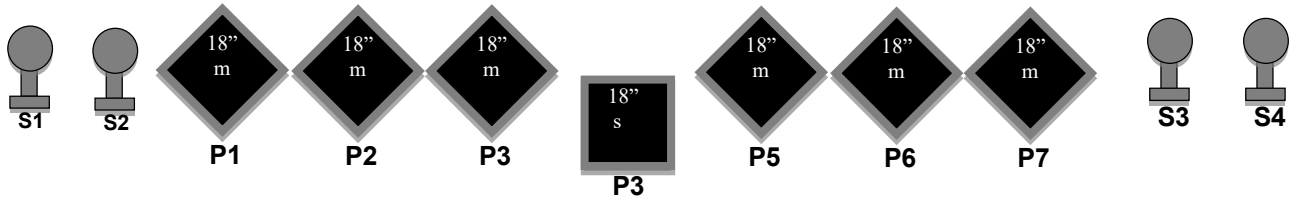
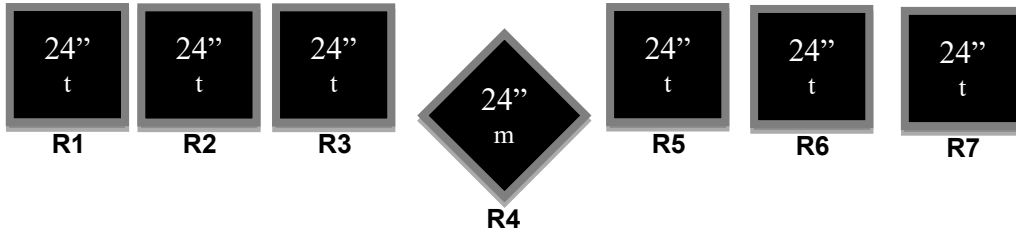
STAGE: 3

RC: Shotgun-6+, Rifle-10, Pistols-5 each

Pistols holstered, Rifle staged on the tall table. Shotgun staged on the barrel.

Shooter starts standing at the barrel with hands at default position. When ready say, “Hand over the cash box. Please?” At the beep, with shotgun, shoot the six knockdowns, S1-S6 from high to low. For example, S3, S2, S4, S1, S6, S5. That is, shoot the single highest target, then shoot the two intermediate targets in any order then shoot the three ground targets in any order. Make shotgun safe. Then, move to the tall table and with rifle, shoot the two rifle targets R5-R6 with 10 rounds. Last, with pistols, shoot the two pistol targets, P5-P6 with the same instructions as the rifle.

Stages 4-6 Diagram



STAGE: 4

RC/SO: Rifle-10, Pistols-5 each, Shotgun- 2+

Pistols holstered, shotgun staged safely, rifle held pointed safely down range.

Shooter starts standing at the Tall Table with rifle pointed safely down range. When ready, say, "Hand over the cash box. Please?" At the beep, with rifle, shoot the seven rifle targets R1-R7 by double tapping the center target, then single tapping the other six targets in any order then double tapping the center target. For example, R4, R4, R1, R2, R3, R5, R6, R7, R4, R4. Next, with pistols, shoot the seven pistol targets, P1-P7 with the same instructions as the rifle. Last, move to either barrel and shoot the two knockdowns at that location, either S1 and S2 or S3 and S4, in any order.

STAGE: 5

RC/SO: Shotgun 2+, Pistols-5 each, Rifle-10, Shotgun 2+

Pistols holstered, rifle staged on the Tall Table. Shotgun staged on either barrel.

Shooter starts standing at the barrel with the shotgun, with hands on the barrel top not touching the shotgun. When ready, say, "Hand over the cash box. Please?" At the beep, with shotgun, shoot the two knockdowns at that position, S1 and S2 or S3 and S4, in any order. Move with safe shotgun to the Tall Table. Next, with pistols, shoot the seven pistol targets, P1-P7 in a 1-1-1-4-1-1-1 sweep from either direction starting on an end target. For example, P1, P2, P3, P4, P4, P4, P4, P5, P6, P7. Next, with rifle, shoot the seven rifle targets, R1-R7 with the same instructions as the pistols. Last, move with safe shotgun to the other barrel and shoot the remaining two knockdowns in any order.

STAGE: 6

RC/SO: Rifle-10, Pistols-5 each, Shotgun, 2+

Rifle and shotgun both staged on one of the two barrels. Pistols holstered.

Shooter starts standing at the barrel where rifle and shotgun are staged, in default position. When ready, say, "Hand over the cash box. Please?" At the beep, with rifle, shoot the three outer rifle targets on that side of the stage plus the middle target with two separate 1-1-1-2 sweeps from the same direction, starting on the outermost target and ending on the middle target. For example, R1, R2, R3, R4, R4, R1, R2, R3, R4, R4. Next, with pistols, shoot the pistol targets with the same instructions as the rifle. Finally, with shotgun, shoot the two knockdowns at that position, in any order.