

Biography for

George 'Gabby' Hayes [More at IMDbPro »](#)

<a

Birth Name

George Francis Hayes

Mini Biography

American character actor, the most famous of Western-movie sidekicks of the 1930s and 1940s. He was born May 7, 1885, the third of seven children, in the Hayes Hotel (owned by his father) in the tiny hamlet of Stannards, New York, on the outskirts of Wellsville, New York. Hayes was the son of hotelier and oil-production manager Clark Hayes, and grew up in Stannards. As a young man, George Hayes worked in a circus and played semi-pro baseball while a teenager. He ran away from home at 17, in 1902, and joined a touring stock company. He married Olive Ireland in 1914 and the pair became quite successful on the [vaudeville](#) circuit. Retired in his 40s, he lost much of his money in the 1929 stock market crash and was forced to return to work. Although he had made his film [debut](#) in a single appearance prior to the crash, it was not until his wife convinced him to move to California and he met producer [Trem Carr](#) that he began working steadily in the medium. He played scores of roles in Westerns and non-Westerns alike, finally in the mid-1930s settling in to an almost exclusively Western career. He gained fame as Hopalong Cassidy's sidekick Windy Halliday in many films between 1936-39. Leaving the Cassidy films in a salary dispute, he was legally precluded from using the "Windy" nickname, and so took on the sobriquet "Gabby", and was so billed from about 1940. One of the few sidekicks to land on the annual list of Top Ten Western Boxoffice Stars, he did so repeatedly. In his early films, he alternated between whiskered comic-relief sidekicks and clean-shaven bad guys, but by the later 1930s, he worked almost exclusively as a Western sidekick to stars such as [John Wayne](#), [Roy Rogers](#), and [Randolph Scott](#). After his last film, in 1950, he starred as the host of a network television show devoted to stories of the Old West for children, "[The Gabby Hayes Show](#)" (1950). Offstage an elegant and well-appointed connoisseur and man-about-town, Hayes devoted the final years of his life to his investments. He died of cardiovascular disease in Burbank, California, on February 9, 1969.

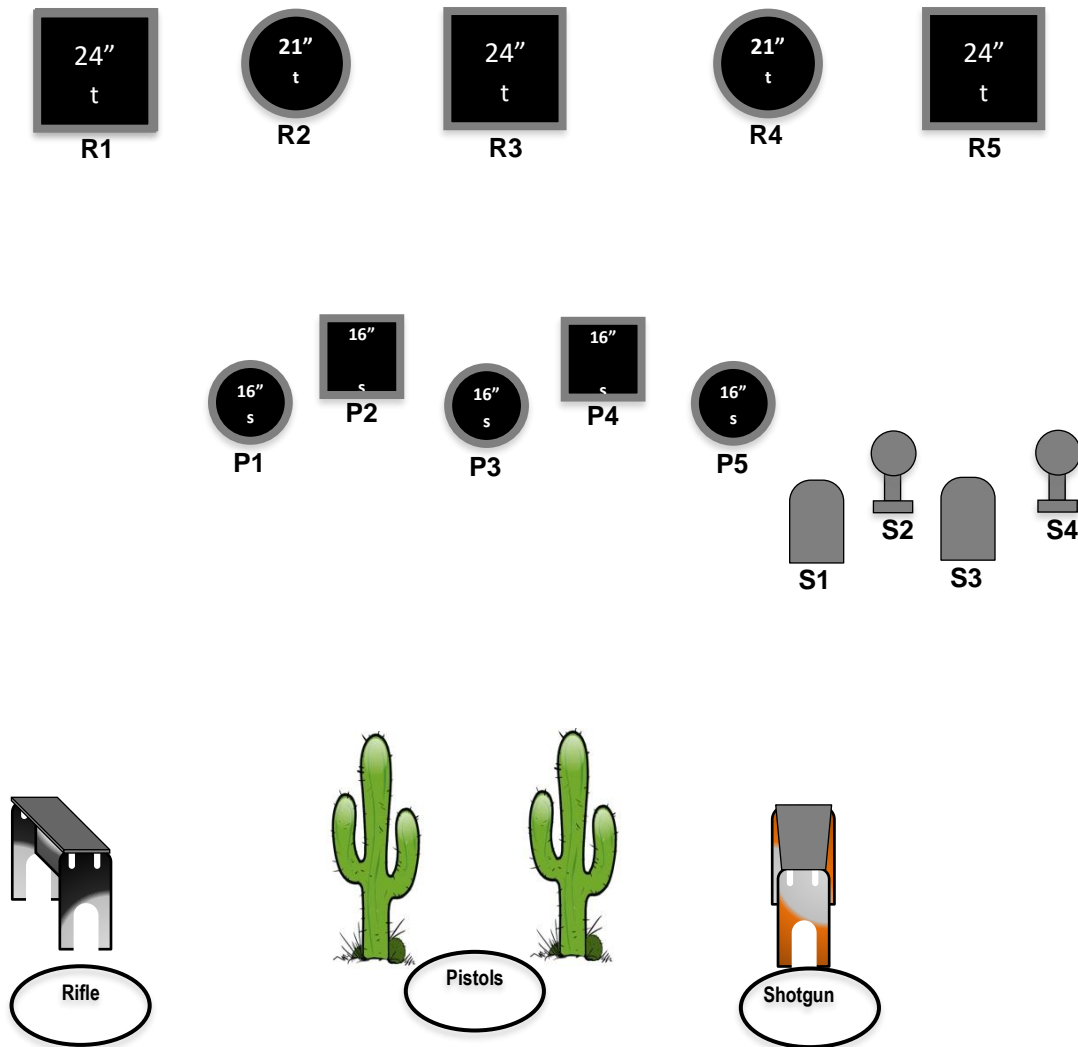


STAGE ONE (bay 2)

10 pistol, 10 rifle and 4 shotgun

Procedure: Both pistol are loaded with five rounds each, hammer down on empty chamber, and holstered. Rifle is loaded with ten rounds, action closed, hammer down on empty chamber, and staged on the horse at the left side. Open empty shotgun is staged on the steer on the right side with at least four shotgun shells on your person.

The shooter starts standing in the middle of the cacti with both hands on their pistol grips and says, "**It's time to saddle up boys.**" At the beep, the shooter starts by drawing the pistols according to category and engages the pistol targets in the following order: P1, P2, P3, P2, P1, P5, P4, P3, P4, P5. Holster pistols; move to the horse on the left; pick up rifle; engage the rifle targets in the following order R1, R2, R3, R2, R1, R5, R4, R3, R4, R5 then make rifle safe. Move to right side, pick up shotgun and engage the shotgun targets in any order-all targets must fall. Pick up the open, empty long guns and move to the unloading table.

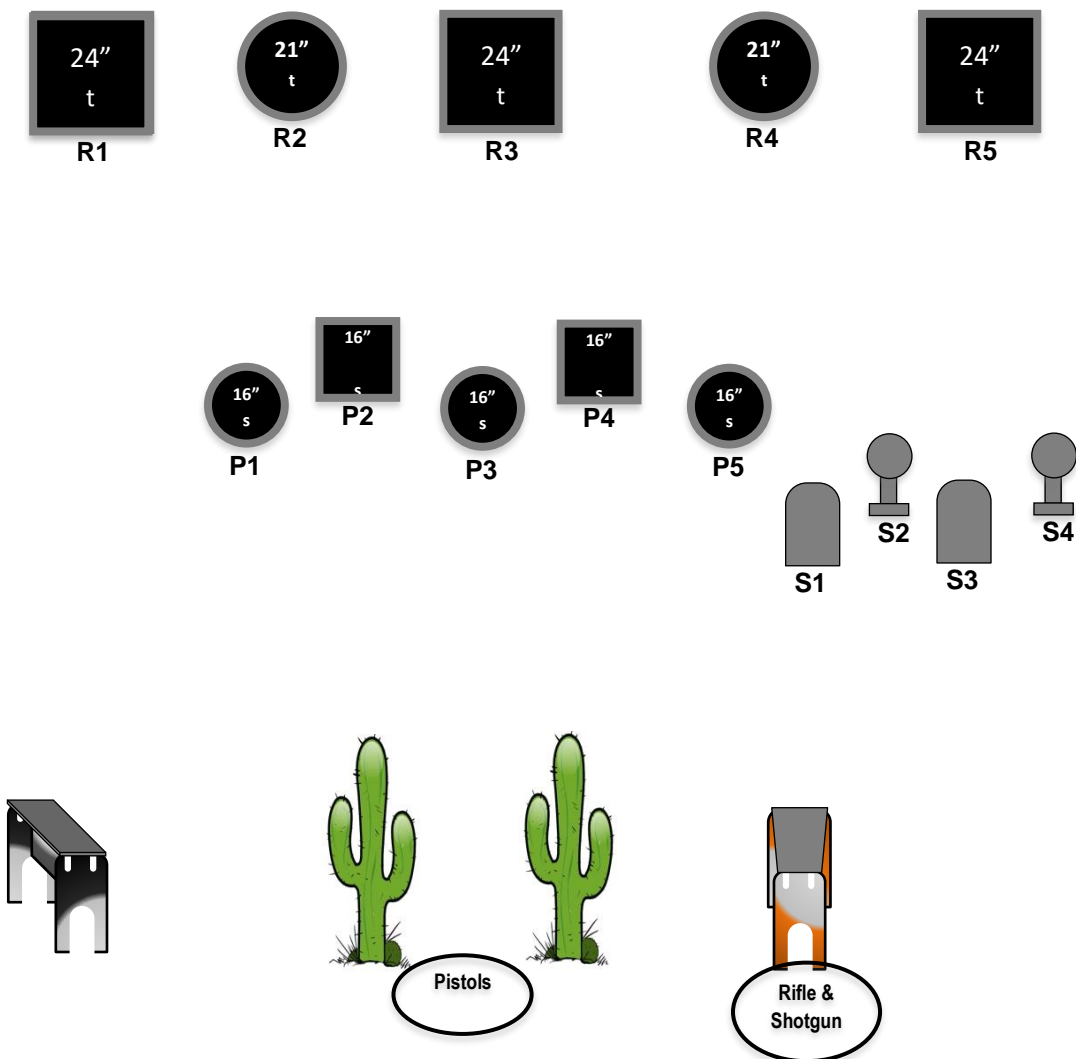


STAGE TWO (bay 2)

10 pistol, 10 rifle and 4 shotgun

Procedure: Both pistols are loaded with five rounds each, hammer down on empty chamber and holstered. Rifle is loaded with ten rounds, action closed, hammer down on empty chamber, and is staged on the steer on the right. Open, empty shotgun is held at port arms with at least four shells on your person and standing behind the steer.

The shooter starts standing behind the steer with shotgun held at port arms and starts by saying **“It’s time to draw your guns or give up”**. At the beep, the shooter engages all shotgun targets in any order until all are down. Place open, empty shotgun on the steer, pick up rifle and engage the rifle targets in the following order: R1, R3, R5, R4, R2, R1, R3, R5, R4, and R2. Place open, empty rifle on steer. Move to between the cacti; draw pistol according to category and engage the pistol targets in the following order: P1, P2, P3, P4, P5, P1, P2, P3, P4, P5. Holster the pistols. Pick up long guns and move to the unloading table.

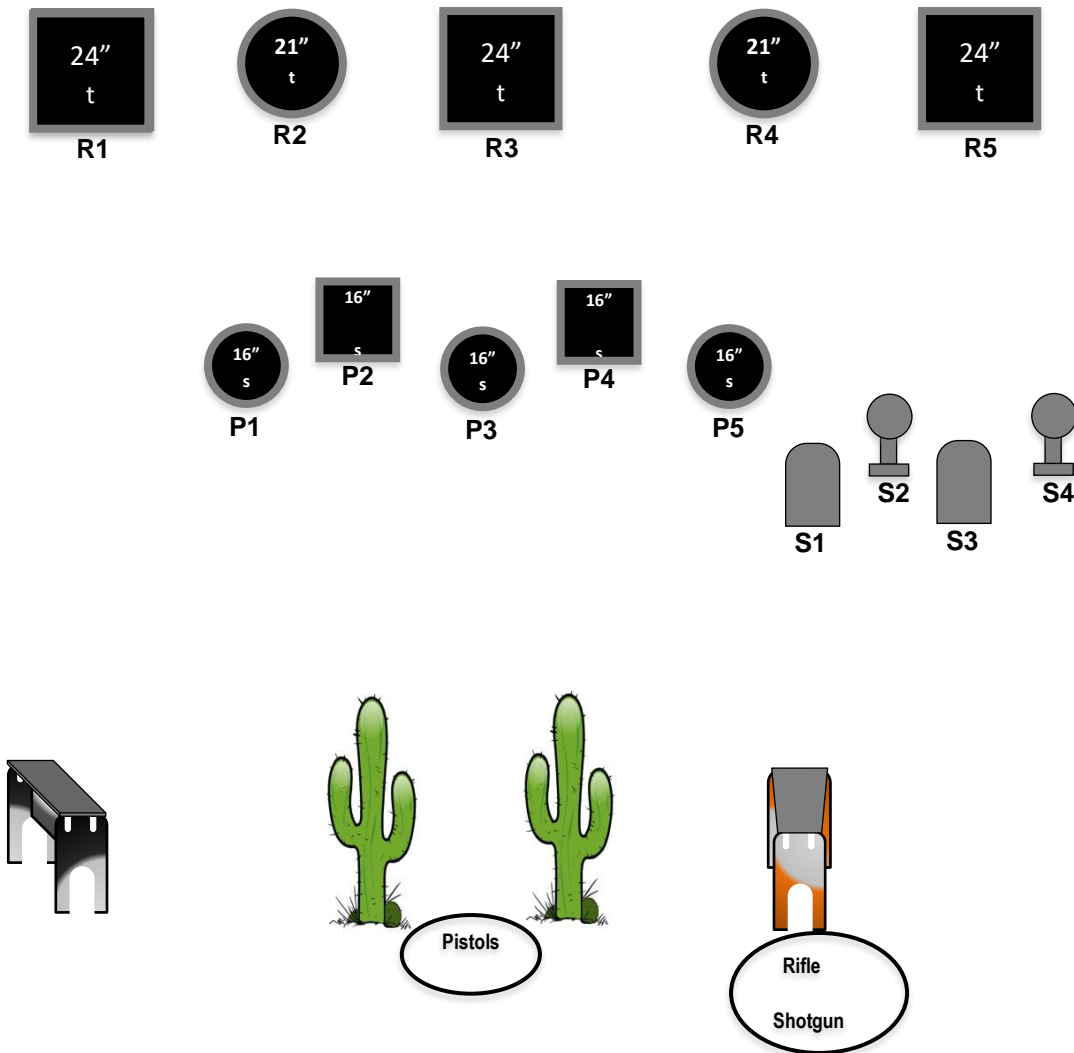


STAGE THREE (bay 2)

10 pistol, 10 rifle, 4 shotgun

Procedure: Both pistols are loaded with five rounds each, hammer down on empty chamber and holstered. Rifle is loaded with ten rounds, action closed, hammer down on empty chamber, and is staged on the steer on the right. Open, empty shotgun is staged on the steer on the right side and shooter has at least 4 shells on his person.

The shooter may start with rifle or shotgun The shooter starts standing between the cacti with hands in Gabby Hayes position and starts by saying "The drinks are on me, fellows". At the beep, move to the steer, pick up rifle and engage in the following order; R1, R1, R1, R2, R3, R3, R4, R5, R5 and R5. Make rifle safe. Pick up shotgun and engage the shotgun targets in any order but all must fall. Move between cacti, draw pistols per your category and repeat same instructions as the rifle. Pick up long guns and move to the unloading table.

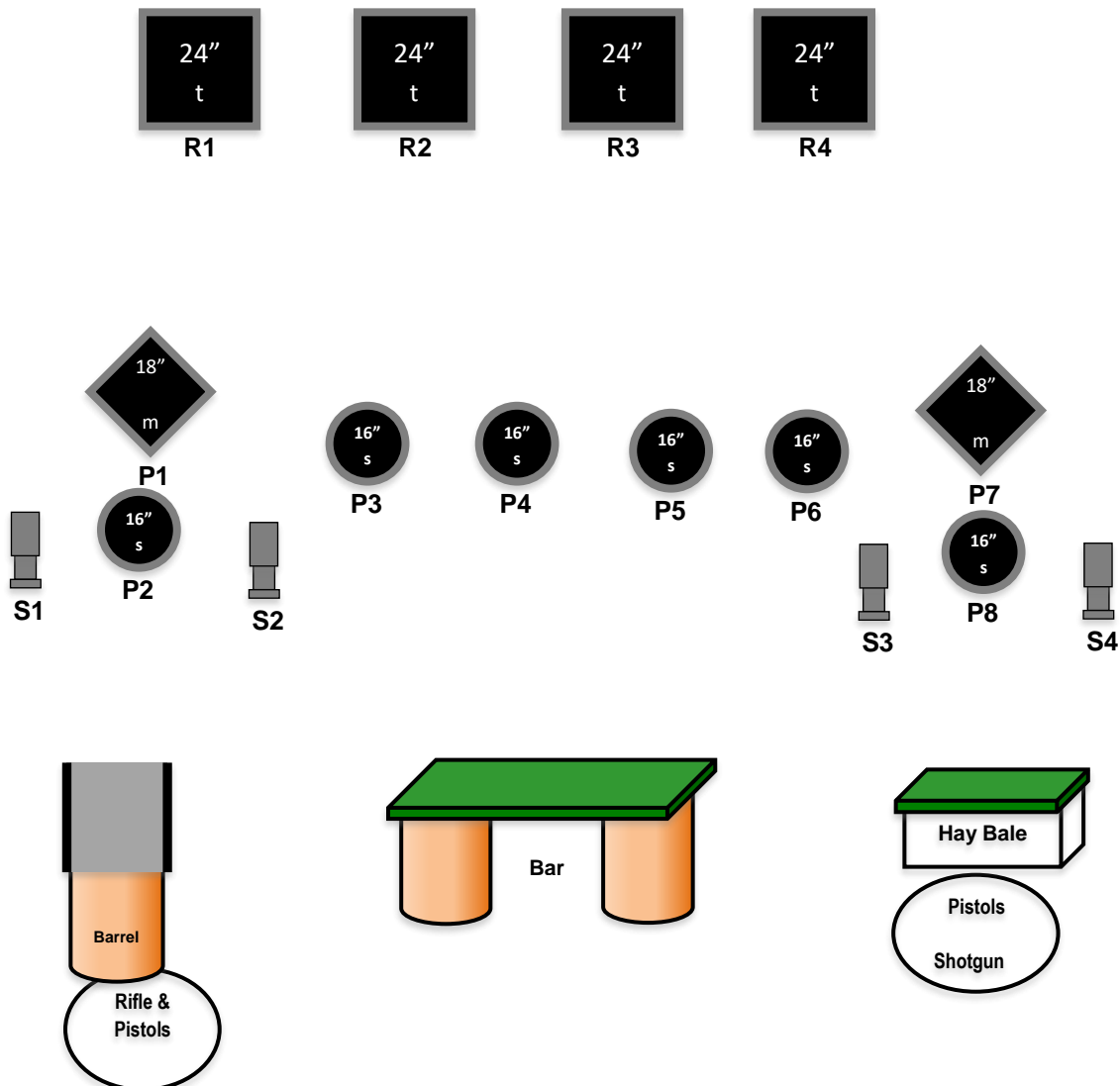


STAGE FOUR (bay 3)

10 rifle, 10 pistol, 2 shotgun

Procedure: Pistols loaded with five rounds each, hammer down on empty chamber and holstered. Rifle is loaded with 10 rounds, action closed, hammer down on empty chamber and staged on barrel. Open empty shotgun is held at port arms.

Shooter starts standing behind hay bale with shotgun held at port arms and when ready say, "**We salute Gabby Hayes.**" At the beep the shooter engages targets in the following order: S3, S4, all targets must fall. Make shotgun safe. Move to barrel on left; with rifle, engage the rifle targets by placing 2 rounds on R1, 2 rounds on R3, 2 rounds on R2, 2 rounds on R4, 1 round on R1 and 1 round on R4. Place open and empty rifle on barrel. With pistols, per your category, alternate between P1 and P2 for 5 rounds; move to hay bale and alternate for 5 rounds between P7 and P8. Pick up long guns and move to unloading table

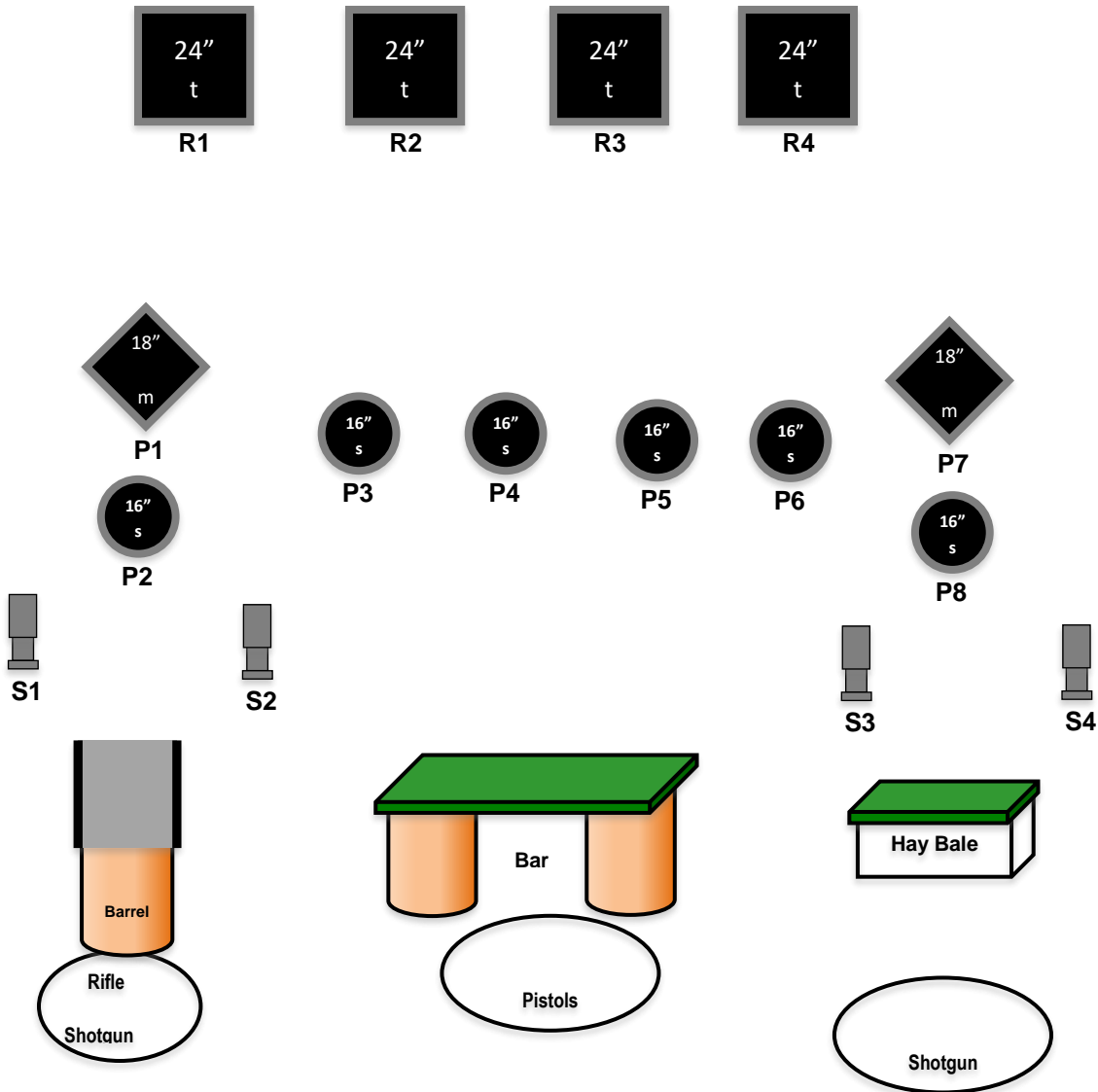


STAGE FIVE (bay 3)

10 pistol, 10 rifle, 4 shotgun

Pistols loaded with five rounds each, hammer down on empty chamber and holstered. Rifle is loaded with ten rounds, action closed, hammer down on empty chamber and staged on barrel. Open, empty shotgun is staged on the barrel.

Shooter starts with hands on pistol grips. When shooter is ready start by saying, "We'll meet back at the saloon." At the beep, the shooter starts at the bar, draws pistols according to category and engages pistol targets in the following order: P3, P4, P4, P5, P5, P5, P6, P6, P6, P6. Holster pistols. Move to barrel, pick up rifle and engage rifle targets in a continuous Nevada sweep starting on R1, R2, R3, R4, R3, R2, R1, R2, R3, R4. Place open, empty rifle back on barrel. With shotgun and engage shotgun targets S1, S2, and move to hay bale and engage S3, S4 all targets must fall. Pick up long guns and move to unloading table.



STAGE SIX (bay 3)

10 pistols, 10 rifle, 2 shotgun

Both pistols are loaded with five rounds each, hammer down on empty chamber and staged on the bar. Rifle is loaded with ten rounds, action closed, hammer down on empty chamber, and staged on the bar. Open, empty shotgun is staged on the bar.

The shooter starts standing at the bar with both hands on hat and say “ **When the gun smoke settles.**” At the beep, the shooter has “the shooter’s choice” but rifle cannot be shot last. Example: with pistols per category, engage the pistol targets in the following order: P1, P2, P3, P4, P3, P2, P2, P1, P1, P1. You may holster empty pistols or place back on the bar. Pick up the rifle and engage the rifle targets in the following order: R1, R2, R3, R4, R3, R2, R2, R1, R1, R1. Place open, empty rifle back on the bar. Engage shotgun targets S2 and S3 in any order, all must fall. Pick up long guns and move to unloading table.

