

Mattaponi Sundowners

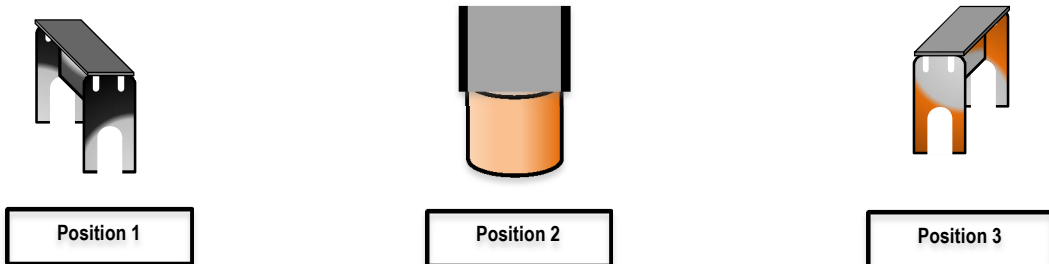
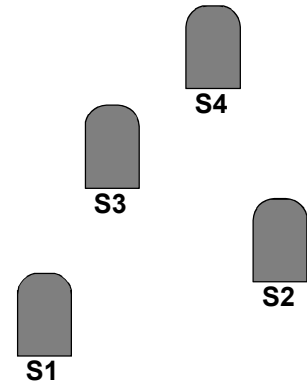
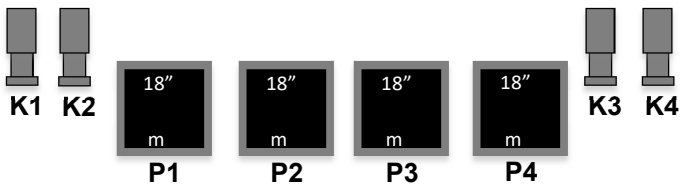
January 20, 2019

By: Major BS Walker

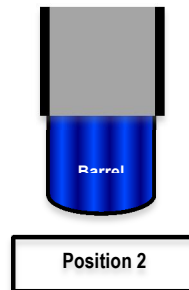
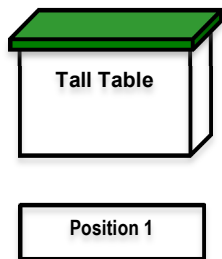
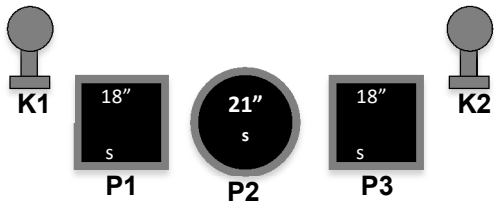
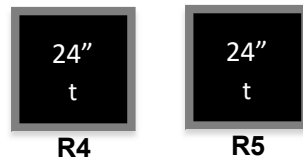
“Doc Scurlock”

Josiah Gordon “Doc” Scurlock was born in Tallapoosa County, Alabama on January 11, 1849. He got the nickname Doc when he studied medicine in Louisiana. Doc went to Mexico in 1870 where an argument broke out over a card game. Doc was shot in the mouth. The bullet knocked out his front teeth and exited the back of his neck. Doc returned fire killing the man who shot him. He survived and went to New Mexico in 1871 and went to work for John Chisum. In 1873 he and Jack Holt were attacked by Indians. Holt was killed but Scurlock held the warriors at bay, killed the Indian leader and slipped off after dark. After John Tunstall was murdered by members of the Murphy-Dolan faction in February of 1878, Doc was one of the founders of the Regulators. He was involved in every major battle of the Lincoln County War. In 1879 he went to Texas and settled down. A census was taken in Potter County, Texas in 1880 and it showed that Doc was keeping the mail station. Doc Scurlock died in Eastland, Texas in 1929 at the age of 80.

Stages I, 2, 3



Stages 4, 5, 6



Stage: 1

RC/SO: Rifle-10, Pistols- 5 each, Shotgun- 4+

Staging: Pistols holstered, Rifle Port Arms at position 2, Shotgun staged at position 1

Procedure: Shooter starts standing at position 2 with rifle held at Port Arms and when ready says, "Card Cheat". At the beep with rifle shoot the R1- R4 targets starting from either end with two sweeps then place the last two rounds on the two inside targets all from the same direction (ex. R1, 2, 3, 4, 1, 2, 3, 4, 2, 3). Next, move to position 1 and with pistols shoot the P1- P4 targets with the same instructions as the rifle. Last, with shotgun shoot the K1- K4 knock-downs in any order.

Stage: 2

RC/SO: Shotgun- 4+, Rifle-10, Pistols-5 each

Staging: Pistols holstered, Rifle staged safely, Shotgun staged at position 3

Procedure: Start standing at position 3 with hands on prop and when ready say, "Card Cheat". At the beep with shotgun shoot the S1- S4 knock-downs in any order. Next, move to position 2 and with rifle shoot the R1- R4 targets in this order, (R2, 3, 2, 3, 4, 3, 2, 3, 2, 1). Last, move to position 1 and with pistols shoot the P1- P4 targets with the same instructions as with rifle.

Stage: 3

RC/SO: Pistols-5 each, Rifle-10, Shotgun-4+

Staging: Pistols holstered, Rifle & Shotgun staged safely

Procedure: Shooter starts standing at position 1 with hands on buttocks and when ready says, "Card Cheat". At the beep with pistols shoot the P1- P4 targets from the left with a (3, 2, 1, 4) sweep, that's (P1, 1, 1, 2, 2, 3, 4, 4, 4, 4). Next, move to position 2 and with rifle shoot the R1- R4 targets with the same instructions as the pistols. Last, move to position 3 and with shotgun shoot the S1- S4 knock-downs in any order.

Stage: 4

RC/SO: Rifle-10, Pistol-5 each, Shotgun-2+, Shotgun-4+

Staging: Pistols holstered, Rifle & Shotgun staged at position 1

Procedure: Shooter starts standing at position 1 with hands at surrender and when ready says, "Lead Mail Delivery". At the beep with rifle shoot the R1- R3 targets in this order, (R2, 1, 1, 2, 2, 3, 3, 1, 2, 3). Next, with pistols shoot the P1- P3 targets with the same instructions as with rifle. Next, with shotgun shoot the K1 & K2 knock-downs in any order. Last, move to position 2 and with shotgun shoot the S1- S4 knock-downs in any order.

Stage: 5

RC/SO: Rifle-10, Shotgun-4+, Pistols-5 each

Staging: Pistols holstered, Rifle staged at position 1, Shotgun staged safely

Procedure: Start standing at position 1 in default and when ready say, "Lead Mail Delivery". At the beep with rifle shoot the R1- R3 targets with at least three rounds each, NO triple taps. Next, move to position 2 and with shotgun shoot the S1- S4 knock-downs in any order. Last, move back to position 1 and with pistols shoot the P1- P3 targets with the same instructions as the rifle.

Stage: 6

RC/SO: Pistols-5 each, Rifle-10, Shotgun-4+

Staging: Pistols & Rifle staged at position 1, Shotgun staged safely

Procedure: Shooter starts standing at position 1 with hands on prop and when ready says, "Lead Mail Delivery". At the beep with pistols shoot the P1- P3 targets in this manner, double tap circle, then double tap a square, double tap circle, then double tap a square, double tap circle. All targets engaged. Next, with rifle shoot the R1- R5 targets with the same instructions as the pistols. Last, move to position 2 and with shotgun shoot the S1- S4 knock-downs in any order.

