

Mattaponi Sundowners Match

July 15, 2018

By: Major BS Walker

“ Clint Walker “

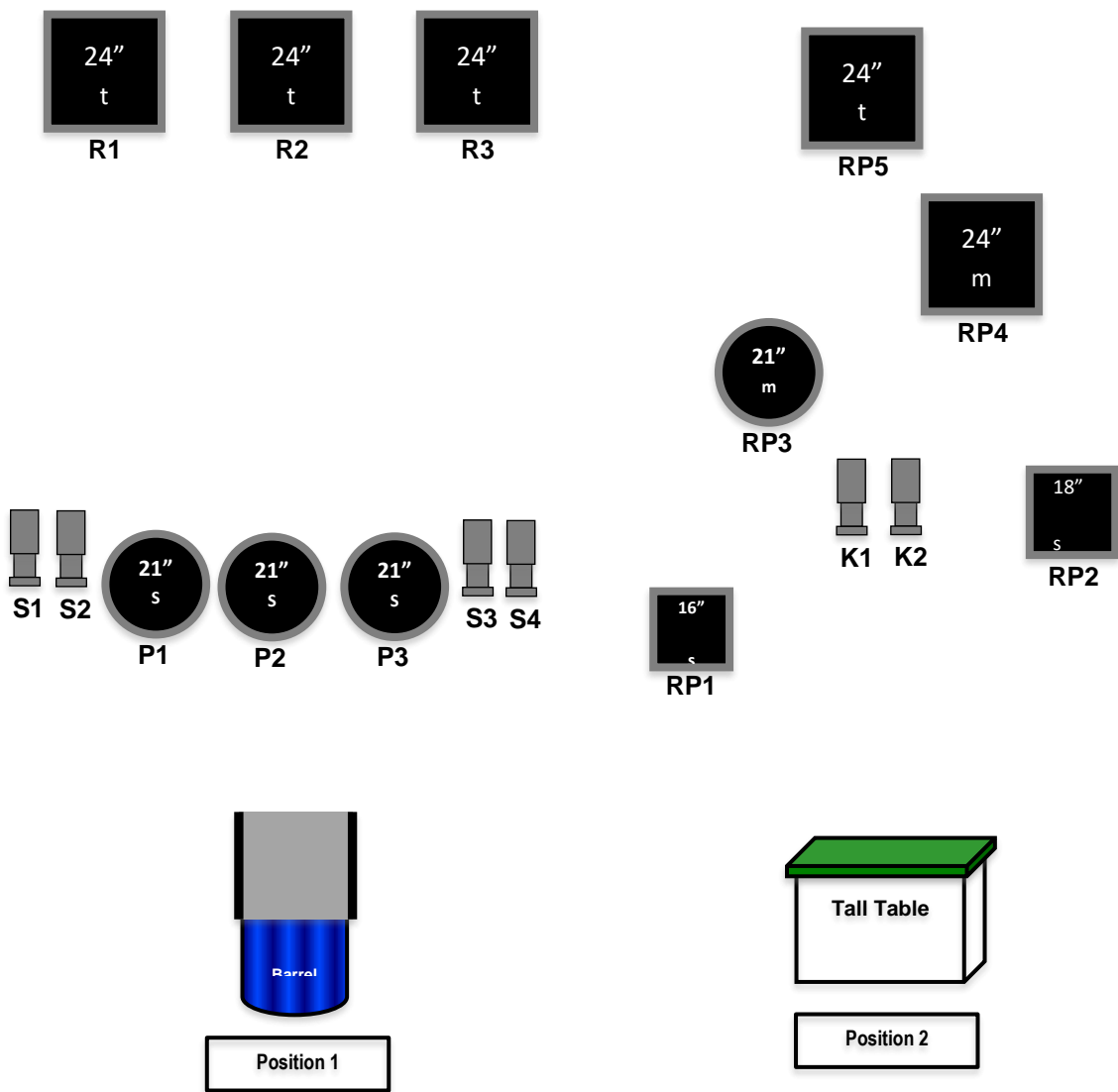
Clint Walker was born Norman Eugene Walker on May 30, 1927 in Hartford, Illinois. He had a twin sister named Lucy. He left school to work at a factory and on a Riverboat. He later joined the Merchant Marines at 17 in the last few months of World War 2. After leaving the Merchant Marines he also worked as a doorman at the Sands Hotel, a Sheet Metal worker and a bouncer at a Night Club. His first acting role was in a Bowery Boys film called Jungle Gents where he played a Tarzan type character and then he was cast in the movie The Ten Commandments, both under the name of Jett Norman. With his handsome looks at 6'-6" tall with a 48" chest and a 32" waist, Warner Brothers announced in June of 1955 that now Clint Walker would be cast as Cheyenne Bodie in their new series Cheyenne. Cheyenne ran from 1955 until 1963. Not known as a singing cowboy his pleasant baritone voice was used throughout the filming of Cheyenne and later Warner Brothers produced an album. Clint Walker was featured in several films with modest returns with his best known being "Yellowstone Kelly". He later appeared in more than 40 films including The Dirty Dozen and made appearances on television shows too numerous to mention. In 2004 he was inducted into the Hall of Great Western Performers and has a star on the Hollywood Walk of Fame. Clint Walker died of congestive heart failure in Grass Valley, CA. on May 21, 2018 just 9 days before his 91st birthday.

Mattaponi Sundowners Match

July 15, 2018

By: Major BS Walker

Stages: 1,2,3



Stage 1

Round Count/ Shooting Order: Rifle-10, Pistols-5each, Shotgun-6+

Staging: Pistols holstered, Rifle and Shotgun staged at position 2

Procedure: Shooter starts standing at position 2 with hands on prop and when ready says "Cheyenne". At the beep with rifle shoot at RP3, RP4 and RP5 with a double tap Nevada sweep (ex.3,3,4,4,5,5,4,4,3,3). Next, with pistols shoot at RP1, RP2 and RP3 with the same instructions as the rifle. Then, with shotgun shoot at the K1 & K2 KD's in any order. Last, with safe shotgun move to position 1 and shoot at the four S KD's in any order.

Stage 2

Round Count/ Shooting Order: Pistols-5 each, Rifle-10, Shotgun-4+

Staging: Pistols holstered, Rifle and Shotgun staged at position 1

Procedure: Start standing at position 1 with hands on pistol(s) and when ready say "Cheyenne". At the beep with pistols shoot at P1 thru P3 starting at either end with a single tap sweep then double tap the center, repeat the same. Next, with rifle shoot at R1 thru R3 with the same instructions as the pistols. Last, with shotgun shoot at the four S KD's in any order.

Stage 3

Round Count/ Shooting Order: Shotgun-4+, Rifle-10, Pistols-5 each

Staging: Pistols holstered, Rifle staged safely, Shotgun staged at position 1

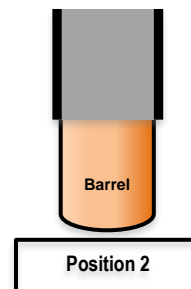
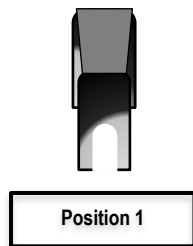
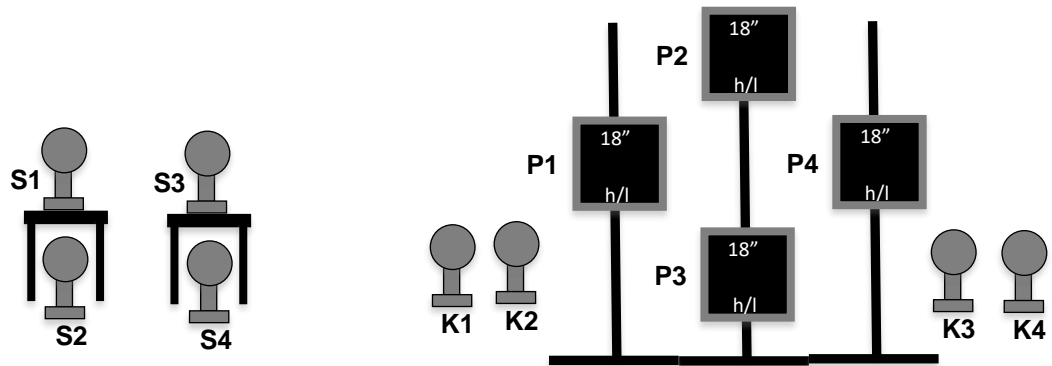
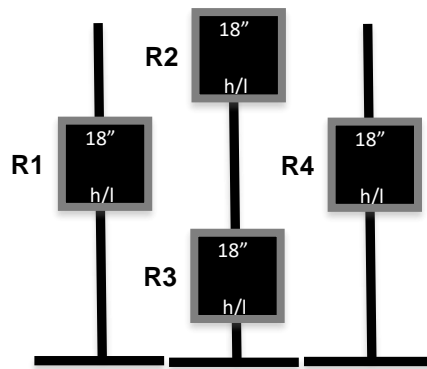
Procedure: Shooter starts standing at position 1 with hands on buttock and when ready says "Cheyenne". At the beep with shotgun shoot at the four S KD's in any order. Next, move to position 2 and with rifle shoot at RP1 thru RP5 starting on RP1 with two five shot sweeps from the same direction. Last, with pistols shoot at the RP targets with the same instructions as the rifle.

Mattaponi Sundowners Match

July 15, 2018

By: Major BS Walker

Stages: 4,5,6



Stage 4

Round Count/ Shooting Order: Rifle-10, Pistols-5 each, Shotgun-4+

Staging: Pistols holstered, Rifle staged at position 1, Shotgun staged at position 2

Procedure: Shooter starts standing at position 1 in the default position and when ready says "Yellowstone Kelly". At the beep with rifle shoot at R1 thru R4 starting on any target by alternating horizontal and vertical pairs (an ex. 1,4,2,3,1,4,2,3,1,4). Next, move to position 2 and with pistols shoot at P1 thru P4 with the same instructions as the rifle. Last, with shotgun shoot at the four K KN's in any order.

Stage 5

Round Count/ Shooting Order: Rifle-10, Shotgun-4+, Pistols-5 each, Shotgun-4+ more

Staging: Pistols holstered, Rifle held Port Arms at position 1, Shotgun staged at position 1

Procedure: Start standing at position 1 with rifle held at cowboy port arms and when ready say "Yellowstone Kelly". At the beep with rifle shoot at R1 thru R4 in this order (3,1,1,3,2,2,3,4,4,3). Next, with shotgun shoot at the four S KD's in any order. Now, move with safe shotgun to position 2 and with pistols shoot at P1 thru P4 with the same instructions as the rifle. Last, with shotgun shoot at the four K KN's in any order.

Stage 6

Round Count/ Shooting Order: Shotgun-4+, Rifle-10, Pistols-5 each

Staging: Pistols holstered, Rifle and Shotgun staged at position 2

Procedure: Shooter starts and stays standing at position 2 with hands at low surrender and when ready says "Yellowstone Kelly". At the beep with shotgun shoot at the four K KD's in any order. Next, with rifle shoot at R1 thru R4 by placing two rounds each on the horizontal 1 and 4 targets and placing three rounds each on the vertical 2 and 3 targets in any order. Last, with pistols shoot at P1 thru P4 with the same instructions as the rifle.