

# Mattaponi Sundowners

May 27, 2017

By: Major BS Walker

## Bose Ikard

Following the Civil War, almost a third of the men who became cowboys were black. Although the chances are excellent you've never heard of Bose Ikard, you may discover you knew more about him than you thought. Bose Ikard was born a slave in Mississippi. His owner moved to Texas and brought his slaves with him. As a slave, Bose learned to farm, ranch, and fight Indians. Following the Civil War, as a free man, Bose went to work driving cattle for Oliver Loving. When Indians killed Loving, Bose went to work for Loving's partner, Charlie Goodnight. Charles and Bose became close friends. Goodnight once said of Bose, I trust him father than any living man. He was my detective, banker, and everything else in Colorado, New Mexico Territory, and the other wild country I was in." After Bose's death on January 4, 1929, Charlie Goodnight placed a granite marker on his friend's grave. It said, "Bose Ikard served with me for years on the Goodnight-Loving Trail, never shirked a duty or disobeyed an order, rode with me in many stampedes, participated in many engagements with Comanche's, splendid behavior. Supposedly, Larry McMurtry's novel, "Lonesome Dove," was loosely based on the lives of Charley Goodnight and Oliver Loving. If so, then the role played by Danny Glover was surely that of Bose Ikard.

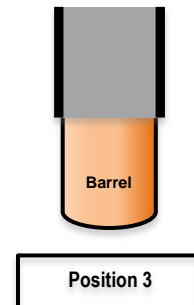
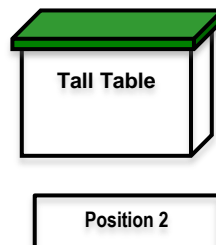
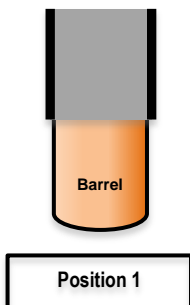
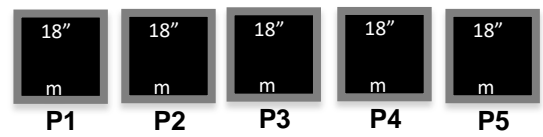
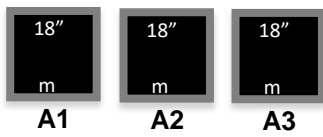
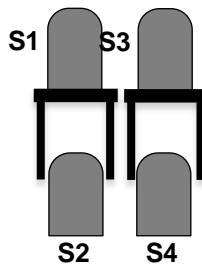
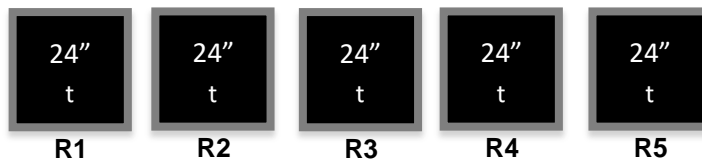
# Mattaponi Sundowners

May 27, 2017

By: Major BS Walker

**BAY: 2**

**Stages: 1, 2, 3**



## Bay: 2

### Stage: 1

**Round Count:** 10-Pistol, 10-Rifle, 4+Shotgun

**Shooting Order:** Rifle, Shotgun, Pistol

**Staging:** Pistols loaded with 5 rounds each, holstered, Rifle loaded with 10 rounds staged at position 1 or 3, Shotgun staged safely

**Procedure:** Shooter starts standing at position 1 or 3 with hands on prop and when ready says "I Be Ready". At the beep with rifle shoot at the R1 thru R5 targets starting from either end with a 1,2,4,2,1 sweep (an ex R1,R2,R2,R3,R3,R3,R3,R4,R4,R5). Next, move to position 2 and with shotgun shoot at the S1 thru S4 knock-downs in any order. Last, move to position 3 and with pistols shoot at the P1 thru P5 targets with the same instructions as the rifle.

### Stage: 2

**Round Count:** 10-Pistol, 10-Rifle, 4+Shotgun

**Shooting Order:** Pistol, Pistol, Rifle, Shotgun

**Staging:** Pistols loaded with 5 rounds each, holstered, Rifle loaded with 10 rounds staged at position 2, Shotgun staged at position 2

**Procedure:** Start standing at position 1 with hands on pistol(s) and when ready say "I Be Ready". At the beep with pistol(s) shoot five rounds at the A1 thru A3 targets by first single taping the middle then alternate single taps on the two outsides (an ex A2,A1,A3,A1,A3). Next, move to position 3 and with pistol(s) shoot at the P1 thru P5 targets by first single taping the center then single tap both insides than single tap both outsides (an ex P3,P2,P4,P1,P5). Next, move to position 2 and with rifle shoot at the R1 thru R5 targets in this manner, middle, inside, other inside, outside, other outside. Then repeat instructions. Last, with shotgun shoot at the S1 thru S4 knock-downs in any order.

### Stage: 3

**Round Count:** 10-Pistol, 10-Rifle, 4+Shotgun

**Shooting Order:** Pistol, Rifle, Shotgun

**Staging:** Pistols loaded with 5 rounds each, holstered, Rifle loaded with 10 rounds staged at position 3, Shotgun staged safely

**Procedure:** Shooter starts standing at position 3 in default and when ready says "I Be Ready". At the beep with pistols shoot at the P1 thru P5 targets starting from either end with a 3,1,2,1,3 sweep (an ex P1,P1,P1,P2,P3-P3,P4,P5,P5,P5). Next, with rifle shoot at the R1 thru R5 targets with the same instructions as the pistols. Last, move to position 2 and with shotgun shoot at the S1 thru S4 knock-downs in any order.

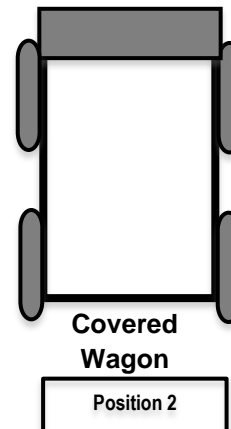
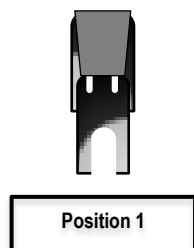
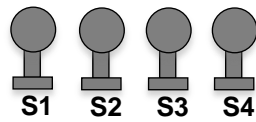
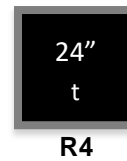
# Mattaponi Sundowners

May 27, 2017

By: Major BS Walker

**BAY: 3**

**Stages: 4, 5, 6**



## Bay: 3

### Stage: 4

**Round Count:** 10-Pistol, 10-Rifle, 4+Shotgun

**Shooting Order:** Pistol, Rifle, Shotgun

**Staging:** Pistols loaded with 5 rounds each, holstered, Rifle loaded with 10 rounds staged at position 2, Shotgun staged at position 1

**Procedure:** Shooter starts standing at position 2 with hands on pistol(s) and when ready says "I Is Ready" At the beep with pistols shoot at the P1 thru P4 targets in this order (P1,P2,P3,P4,P1,P2,P3,P4 - P2,P3). Next, with rifle shoot at the R1 thru R4 targets the same as with pistols. Last, move to position 1 and with shotgun shoot at the S1 thru S4 knock-downs in any order.

### Stage: 5

**Round Count:** 10-Pistol, 10-Rifle, 4+Shotgun

**Shooting Order:** Shotgun, Rifle, Pistol

**Staging:** Pistols loaded with 5 rounds each, holstered, Rifle loaded with 10 rounds staged at position 1, Shotgun held Cowboy Port Arms at position 1

**Procedure:** Start standing at position 1 with shotgun held at cowboy port arms and when ready say the line "I Is Ready". At the beep with shotgun shoot at the S1 thru S4 knock-downs in any order. Next, with rifle shoot at the R1 thru R4 and the Fr targets in this order, alternate single taps on any two R targets for four rounds then place the fifth round on Fr, alternate four rounds on the other two R targets then place the tenth round on Fr (an ex R1,R2,R1,R2,Fr – R3,R4,R3,R4,Fr). Last, move to position 2 and with pistols alternate single taps on any two P targets for five rounds then alternate single taps on the other two P targets for five rounds.

### Stage: 6

**Round Count:** 10-Pistol, 10-Rifle, 4+Shotgun

**Shooting Order:** Rifle, Pistol, Shotgun

**Staging:** Pistols loaded with 5 rounds each staged at position 2, Rifle loaded with 10 rounds staged at position 2, Shotgun staged at position 1

**Procedure:** Shooter starts standing at position 2 with hands on prop and when ready says "I Is Ready". At the beep with rifle shoot at the R1 thru R4 targets starting from either end with a double tap sweep on the four targets then single tap both ends starting from the same direction (an ex R1,R1,R2,R2,R3,R3,R4,R4, R1,R4). Next, with pistols shoot at the P1 thru P4 targets with the same instructions as the rifle.( RESTAGE PISTOLS ). Last, move to position 1 and with shotgun shoot at the S1 thru S4 knock-downs in any order.